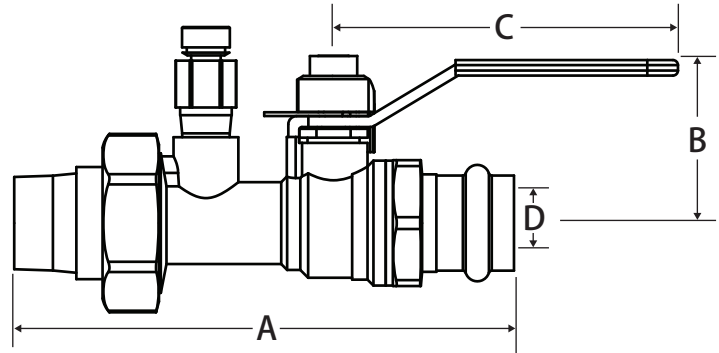


# Manual Balancing Valve

**Fixed Orifice • Isolation Ball Valve • Integrated Memory Stop • Union • Press Body Connection • 250 WOG**



**Terminator B Press**



**DIRECTION OF FLOW** →

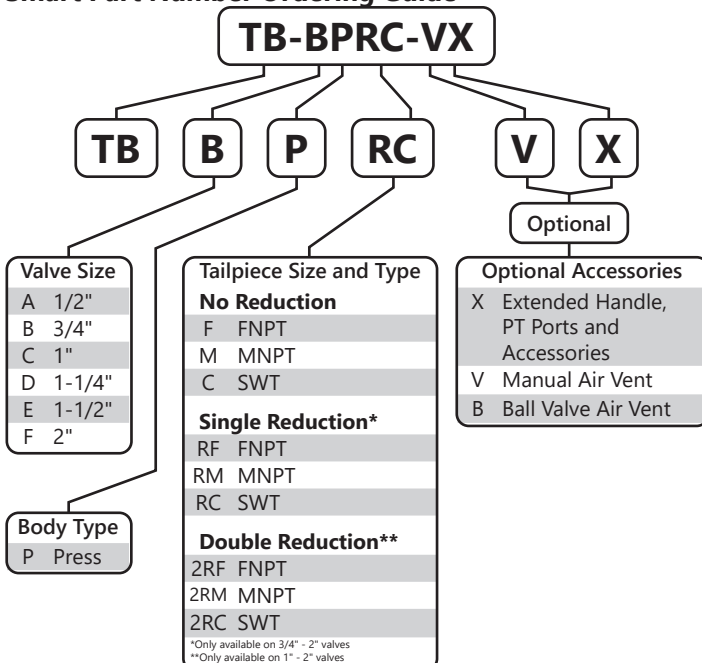
## Features

- Patented removable venturi
- +/- 2% Accuracy
- Two pressure / temperature (PT) test ports
- Location tag
- Additional accessory tap
- Triple sealing stem with 2 Viton® o-rings and Teflon® seal
- Blow out proof stem
- 100% leak tested
- Made in Italy
- Leakproof stem - Lifetime warranty
- See end of catalog for pressure drop charts

## Pressure and Temperature Rating

- 250 WOG
- 300°F Max

## Smart Part Number Ordering Guide



## Material Specifications

Part	Material
Body	Brass - CW617N
End Connection	Brass - CW617N
Press O-ring	EPDM
Ball	Chrome Plated Brass -CW617N
Seat (2)	Virgin PTFE
Stem	Brass - CW614N
Packing	Virgin PTFE
Stem O-ring (2)	Viton®
Packing Gland	Brass - CW614N
Handle	Steel - Geomet® Plated
Handle Nut	Steel - Geomet® Plated
Metering Plate	Aluminum
Memory Stop	Brass - CW617N
Memory Stop Screw	Steel - Geomet® Plated
Union O-ring	Viton®
Tail Piece	Brass - CW617N
Union Nut	Brass - CW617N
Venturi	Brass - CW614N
Venturi O-ring	Viton®

## Dimensions

Size	A*	B	C	D
1/2"	5.17	1.57	2.95	0.59
3/4"	5.35	1.57	2.95	0.59
1"	—**	1.93	3.74	0.79
1-1/4"	—**	2.44	4.72	0.98
1-1/2"	—**	2.64	4.72	1.26
2"	—**	3.29	5.91	1.58

\*Length is for a Press x MNPT valve, additional dimensions available upon request  
\*\*1" - 2" is FNPT body with MNPT x Press adapter



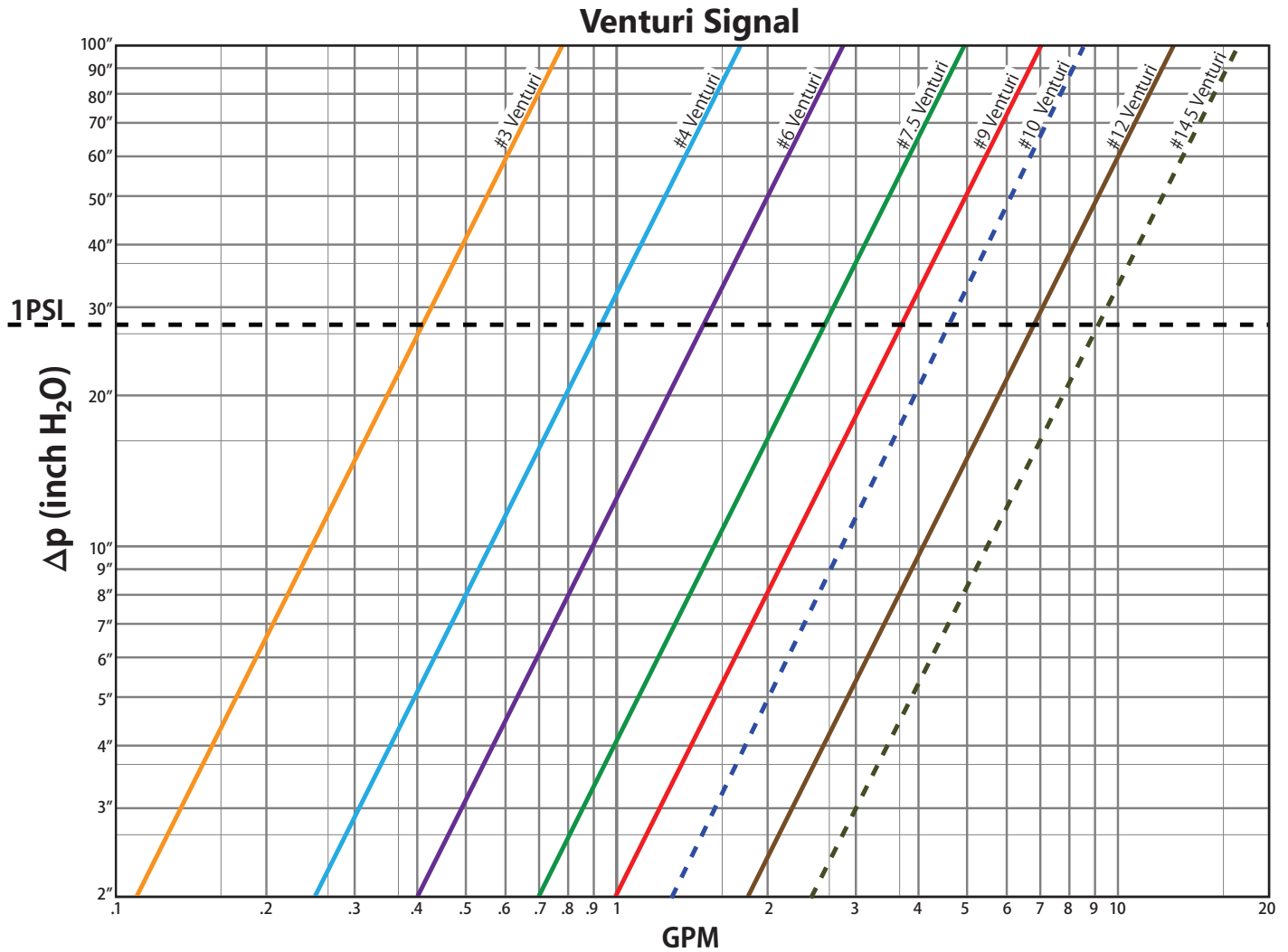
**WARNING:** This product can expose you to chemicals including lead, which is known to the State of California to cause cancer, and lead, which is known to the State of California to cause birth defects or other reproductive harm. For more information go to [www.P65Warnings.ca.gov](http://www.P65Warnings.ca.gov).

# Pressure Drop Chart



## Terminator B (1/2" - 1")

- CV of Valves**
- #3 Venturi: **0.44**
  - #4 Venturi: **1.30**
  - #6 Venturi: **2.65**
  - #7.5 Venturi: **3.61**
  - #9 Venturi: **7.05**
  - #12 Venturi: **11.40**
  - #10 Venturi: **7.05**
  - #14.5 Venturi: **17.6**



# Pressure Drop Chart



## Terminator B (1-1/4" - 2")

### CV of Valves

- 1-1/4" w/ #13 Venturi: **15.0**
- 1-1/4" w/ #19 Venturi: **34.0**
- 1-1/2" w/ #15 Venturi: **20.9**
- 1-1/2" w/ #22 Venturi: **57.0**
- 2" w/ #18 Venturi: **30.8**
- 2" w/ #25 Venturi: **57.0**
- 2" w/ #32 Venturi: **88.0**

### Venturi Signal

