

Bronze Y-pattern Swing Check Valve

Threaded Connection • 300 WOG • Class 150



T-511

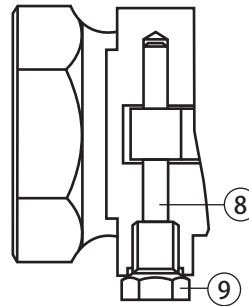
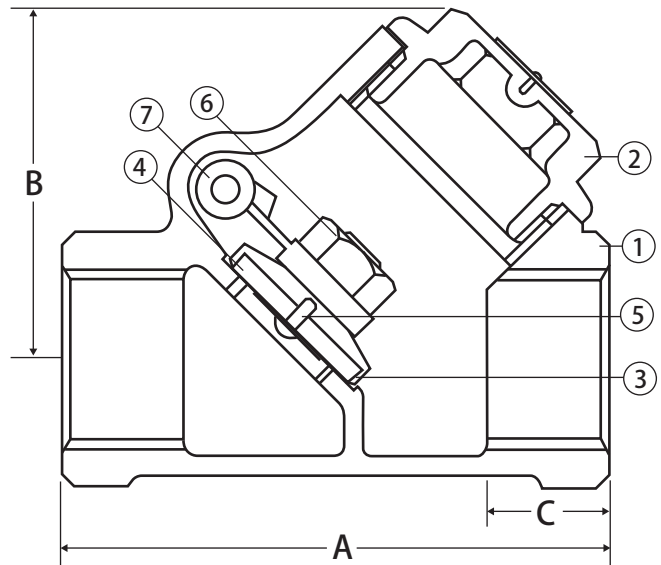
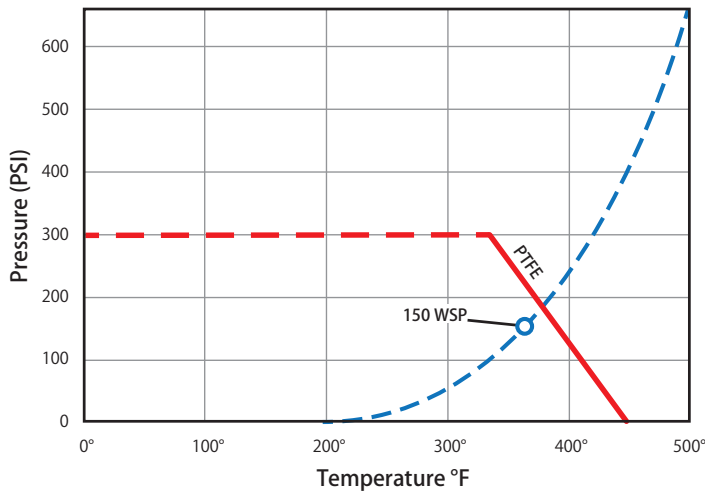
Features

- Constructed of 85-5-5-5 bronze
- Can be installed in the vertical or horizontal position

Approvals

- MSS SP-80
- ANSI B1.20.1

Valve Seat Rating 300 WOG - 150 WSP



Material Specifications

No.	Part	Materials
1	Body	Bronze
2	Cap	Bronze
3	Disc	Bronze
4	Seat	PTFE
5	Seat Screw	Brass
6	Seat Nut	Brass
7	Hinge Arm	Bronze
8	Hinge Pin	Brass
9	Hinge Screw	Brass

Dimensions

Part No.	Size	A	B	C
105-303	1/2"	2.36	1.77	0.54
105-304	3/4"	2.76	1.97	0.57
105-305	1"	3.40	2.28	0.70
105-306	1-1/4"	3.78	2.67	0.71
105-307	1-1/2"	4.57	2.95	0.75
105-308	2"	5.35	3.70	0.79
105-309	2-1/2"	6.72	4.65	1.14
105-310	3"	7.55	5.47	1.18