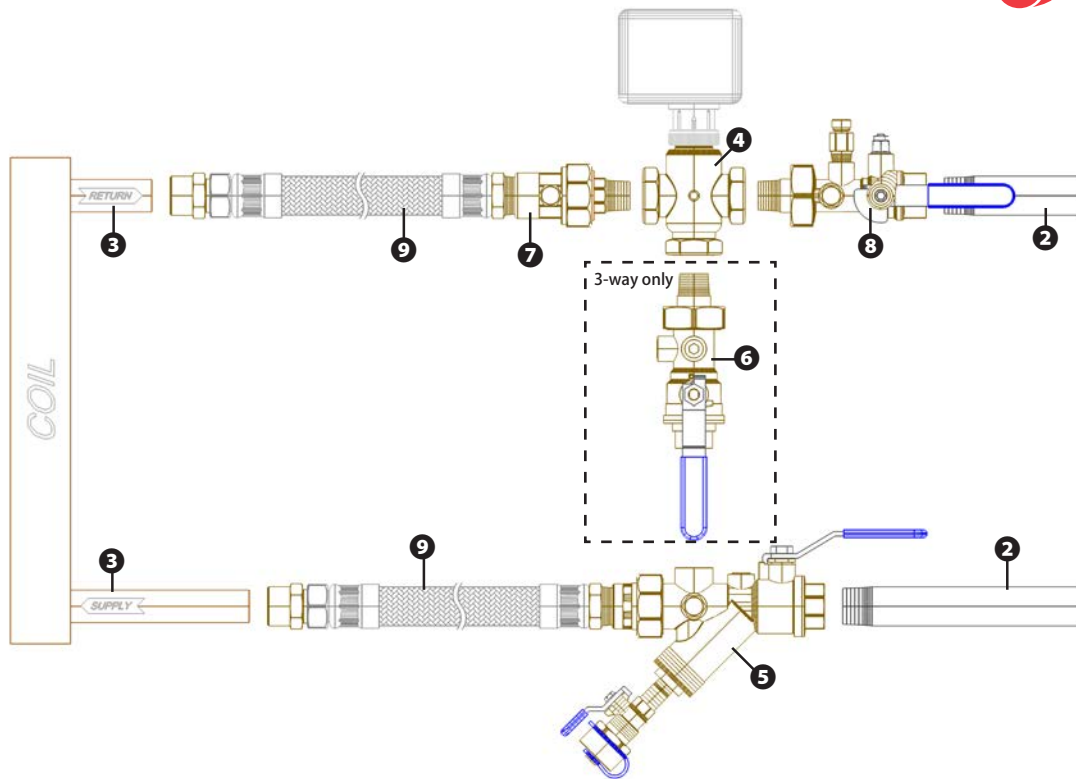




Package Ordering Guide

Manual and Automatic Packages



1 Package Type

- 2-Way 3-Way

If 2-way, skip #6

2 Run Out Pipe

Connection Type

- MNPT SWT Copper (Press)

3 Coil

Connection Type

- MNPT FNPT SWT

4 Control Valve*

Connection Type

- FNPT SWT

*Control valve provided by customer or other vendor

5 Stainer / Supply Side Valve

Type (Terminator S and Terminator N require additional Tee for 3-way package, provided by other)

- Terminator S Terminator Y Terminator N

Drain / Blowdown (Terminator S requires two Drain / Blowdown valves for proper operation)

PT Port

- Yes No Yes No

6 Bypass Valve (Skip if 2-way was selected in #1)

Type

- N/A Ball Valve Manual Balancing Valve
 Terminator N Union

Memory Stop (only specify if Terminator N or ball valve was selected)

- Yes No

PT port (only specify if Terminator N or union was selected)

- Yes No

7 Union

PT Port

- Yes No

Air Vent

- N/A Manual
 Ball Valve Automatic w/Ball Valve

8 Balance Valve

- Manual Automatic

Air Vent

- N/A Manual
 Ball Valve Automatic w/Ball Valve

9 Flexible Hoses

Length (12" only available through 1", and 18" only available through 1-1/2")

- N/A 12" 18" 24" 36"

10 Extension for Insulation

- None All CW Only

Note: Information subject to change without notice. Prior to installation, please review the IO&M document.

Manual and Automatic Packages



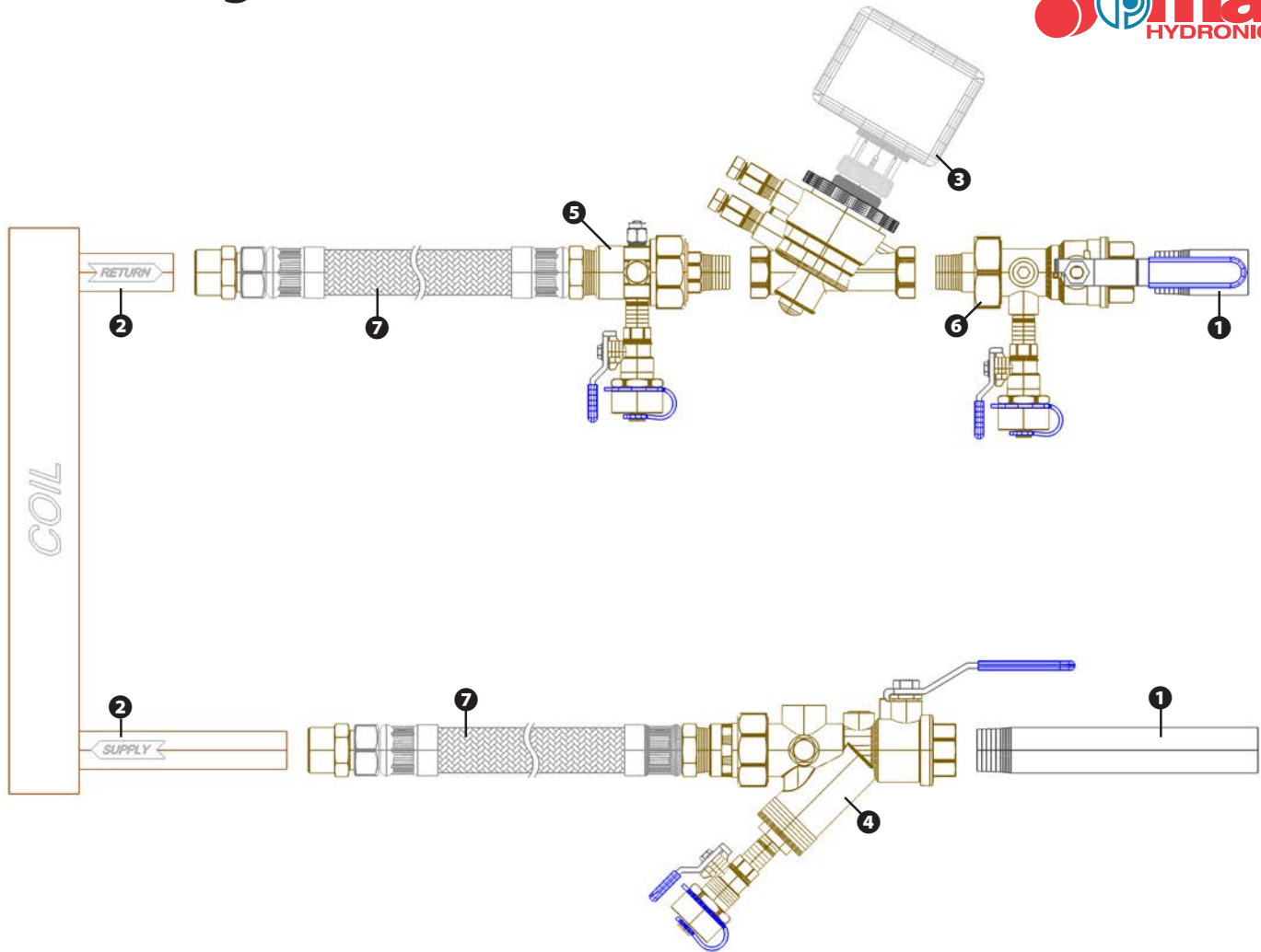
Job Name:
Rep Firm:
Contact:

Date:
Contractor:

Qty	Tag	System Type	GPM	Run Out Pipe Size	Coil Size	Control Valve Size
1	RHC-1	HW	1.00	1/2"	1/2"	1/2"

Note: Information subject to change without notice. Prior to installation, please review the IO&M document.

PICV Packages



1 Run Out Pipe

Connection Type

- MNPT SWT Copper (Press)

2 Coil

Connection Type

- MNPT FNPT SWT

3 Actuator (24 VAC)

Fail Position

- Fail Safe Fail In Place

Signal

- On/Off 0-10VDC Floating

4 Stainer / Supply Side Valve

Type

- Terminator S Terminator Y Terminator N

PT Port

- Yes No Yes No

Drain / Blowdown (Terminator S requires two Drain / Blowdown valves for proper operation)

5 Union

PT Port

- Yes No

Drain / Blowdown

- Yes No

Air Vent

- N/A Manual
 Ball Valve Automatic w/Ball Valve

6 Return Side Valve

Type

- Terminator N Ball Valve

Drain / Blowdown (only specify if Terminator N is selected)

- Yes No

Air Vent (only specify if Terminator N is selected)

- N/A Manual
 Ball Valve Automatic w/Ball Valve

7 Flexible Hoses

Length (12" only available through 1", and 18" only available through 1-1/2")

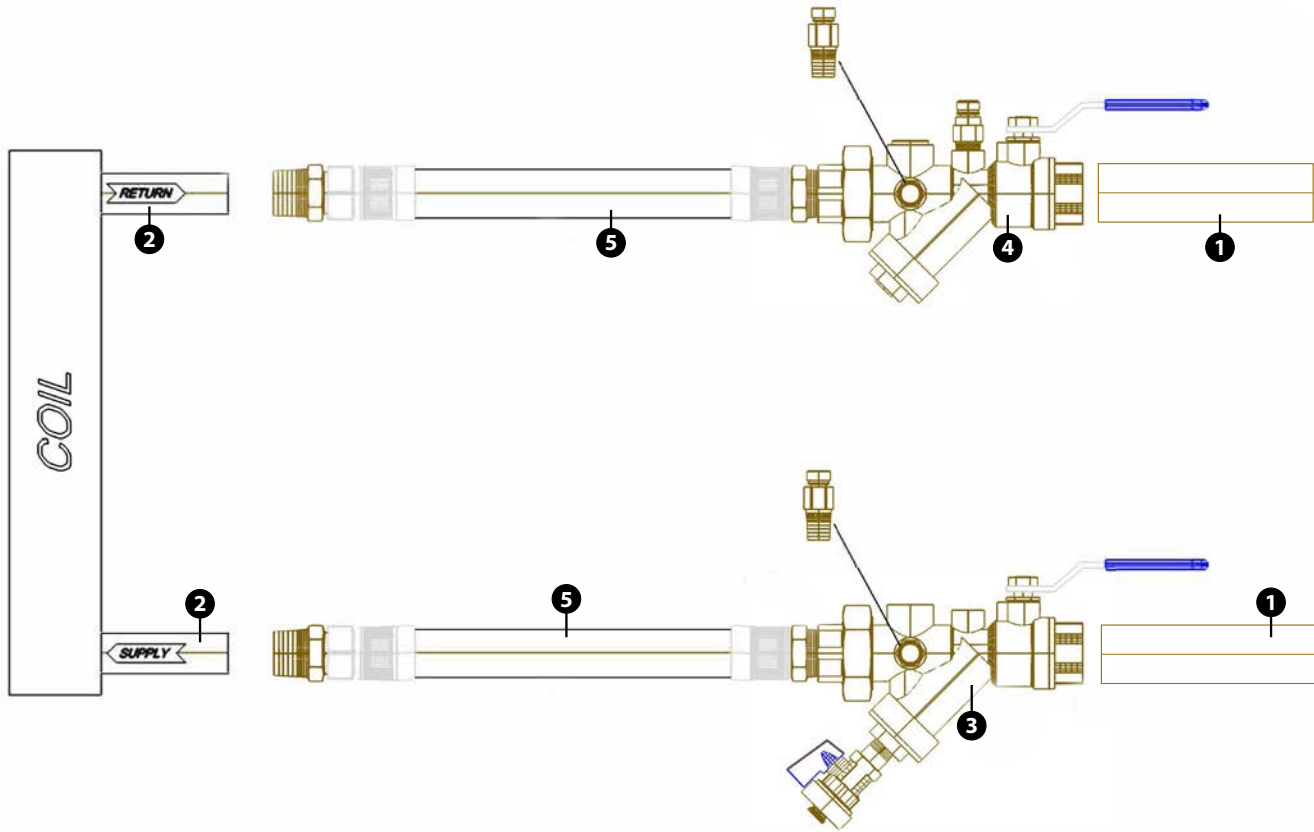
- N/A 12" 18" 24" 36"

8 Extension for Insulation

- None All CW Only

Note: Information subject to change without notice. Prior to installation, please review the IO&M document.

Heat Pump Hose Packages



1 Run Out Pipe

Connection Type

- MNPT SWT Copper (Press)

2 Coil

Connection Type

- FNPT SWT

3 Stainer / Supply Side Valve

Type

- Terminator S Terminator Y Terminator N

PT Port

- Yes No Yes No

Drain / Blowdown (Terminator S requires two Drain / Blowdown valves for proper operation)

4 Balancing Valve

- Terminator A

Air Vent

- N/A Manual
 Ball Valve Automatic w/Ball Valve

5 Flexible Hoses

Length (12" only available through 1", and 18" only available through 1-1/2")

- N/A 12" 18" 24" 36"

6 Extension for Insulation

- Yes No

